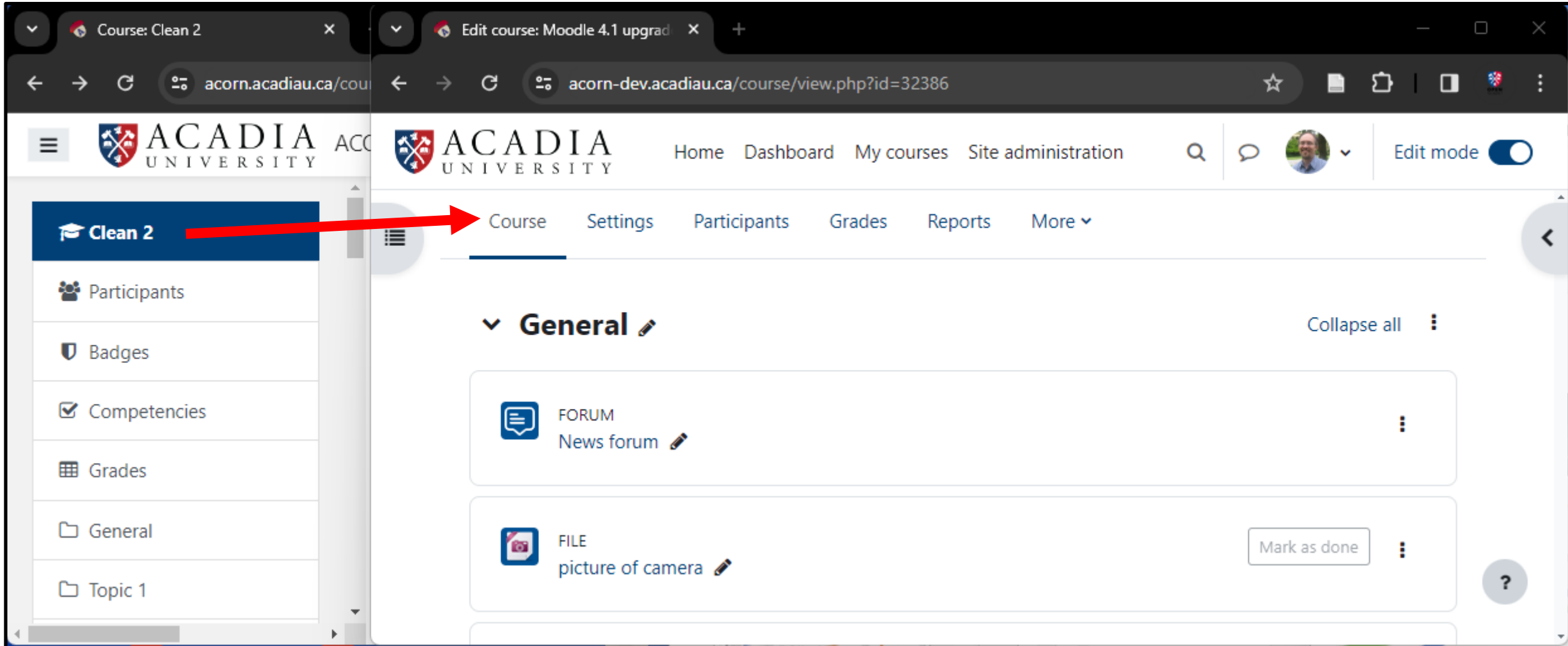
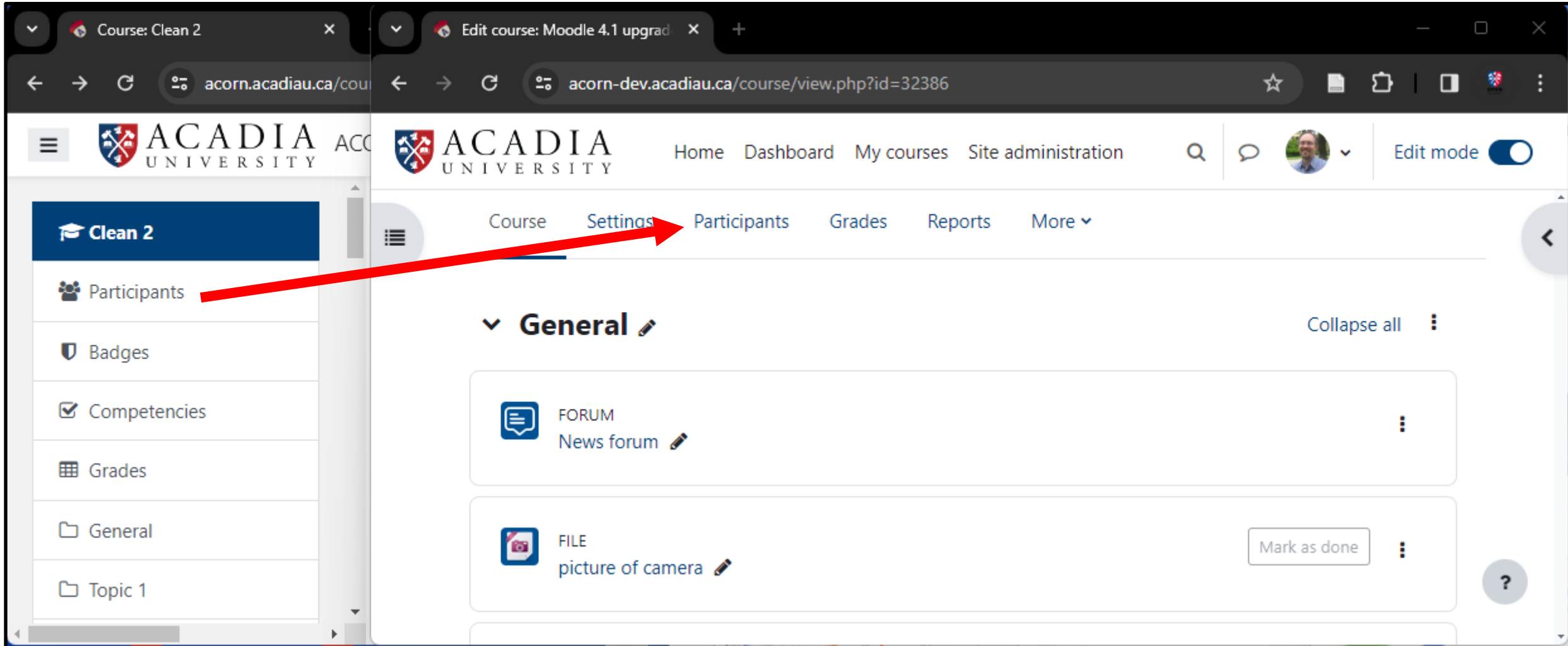


# Menu Changes from Moodle 3.11 to 4.1

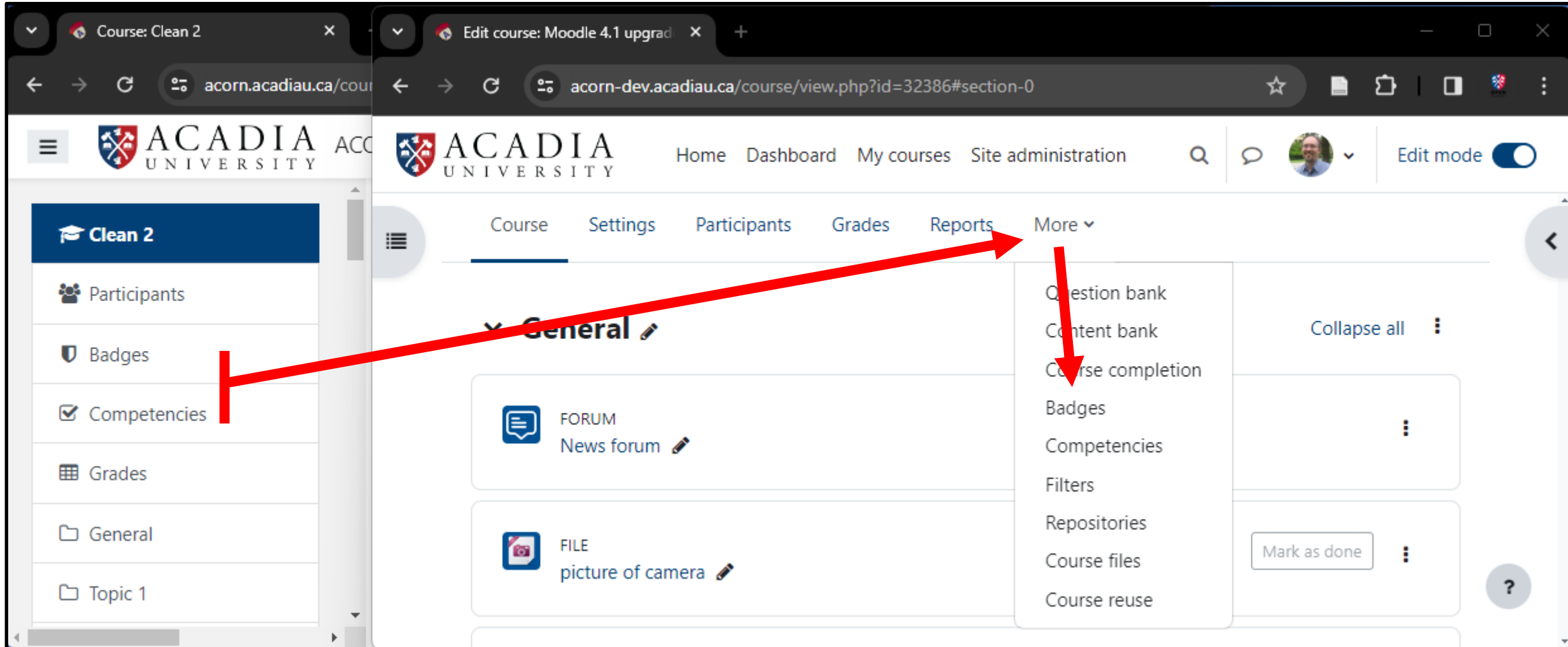
# Course from navigation menu to course menu



# Participants from navigation menu to course menu

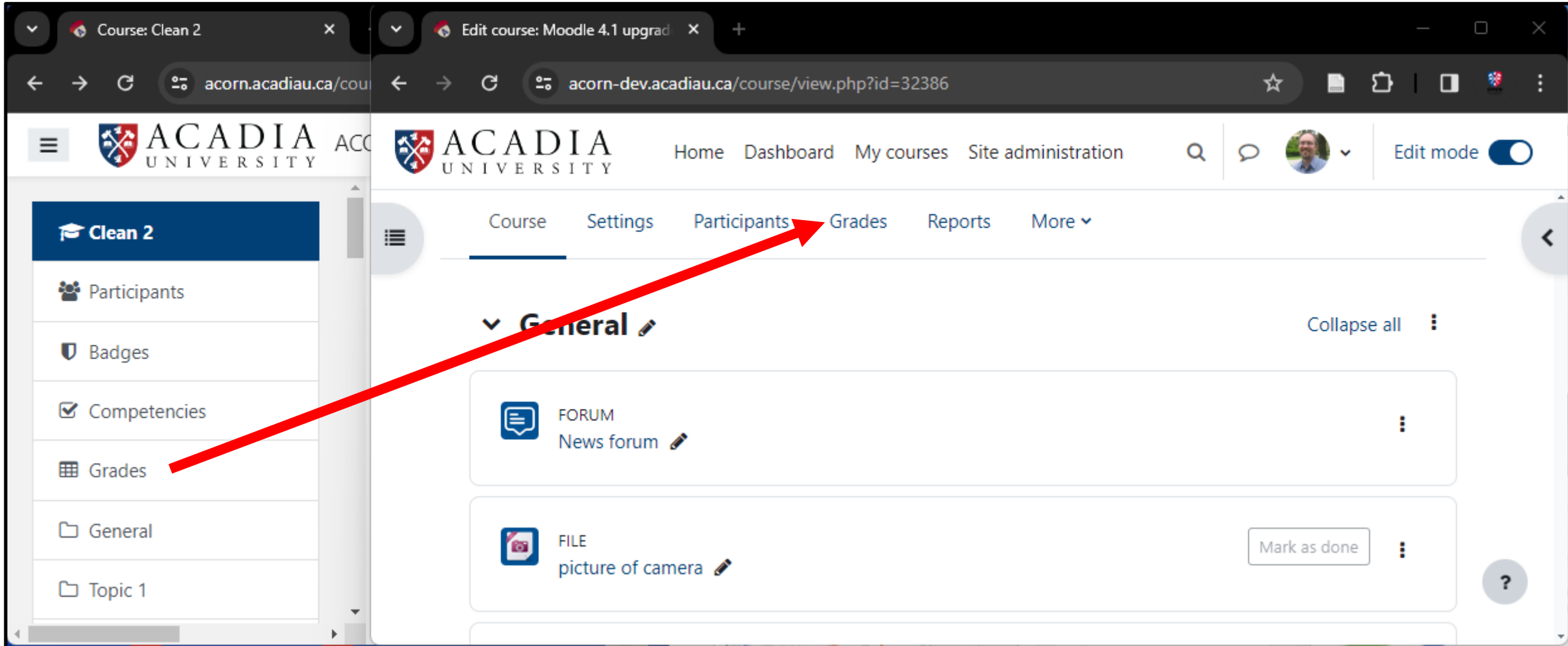


# Badges and Competencies from navigation menu to more sub menu

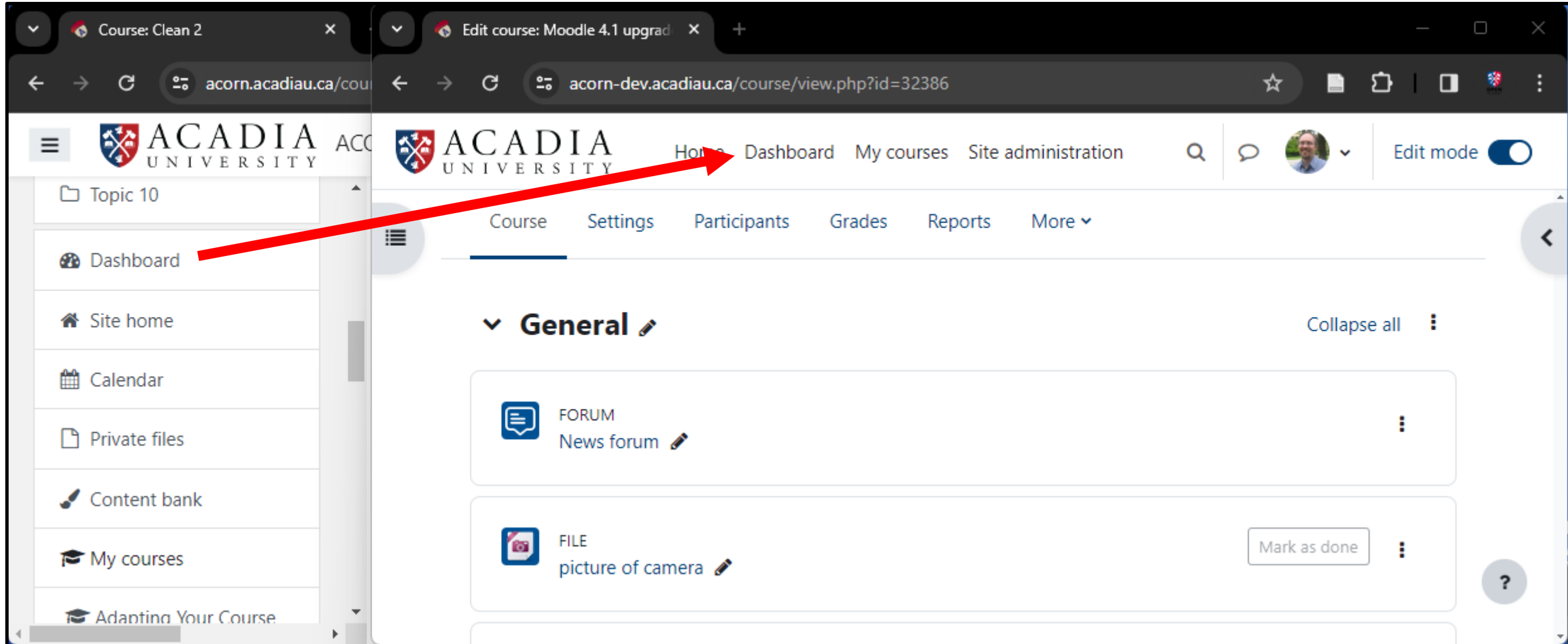


# Grades

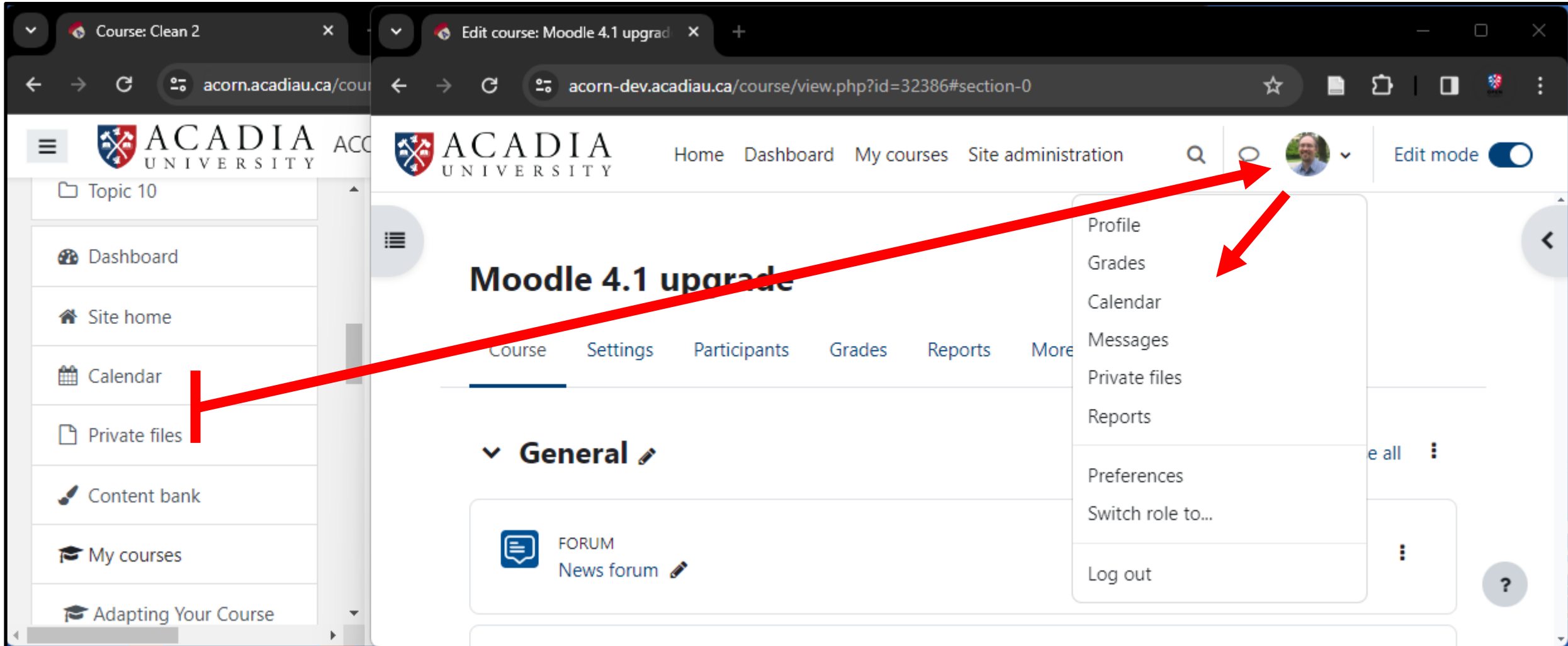
from navigation menu to course menu



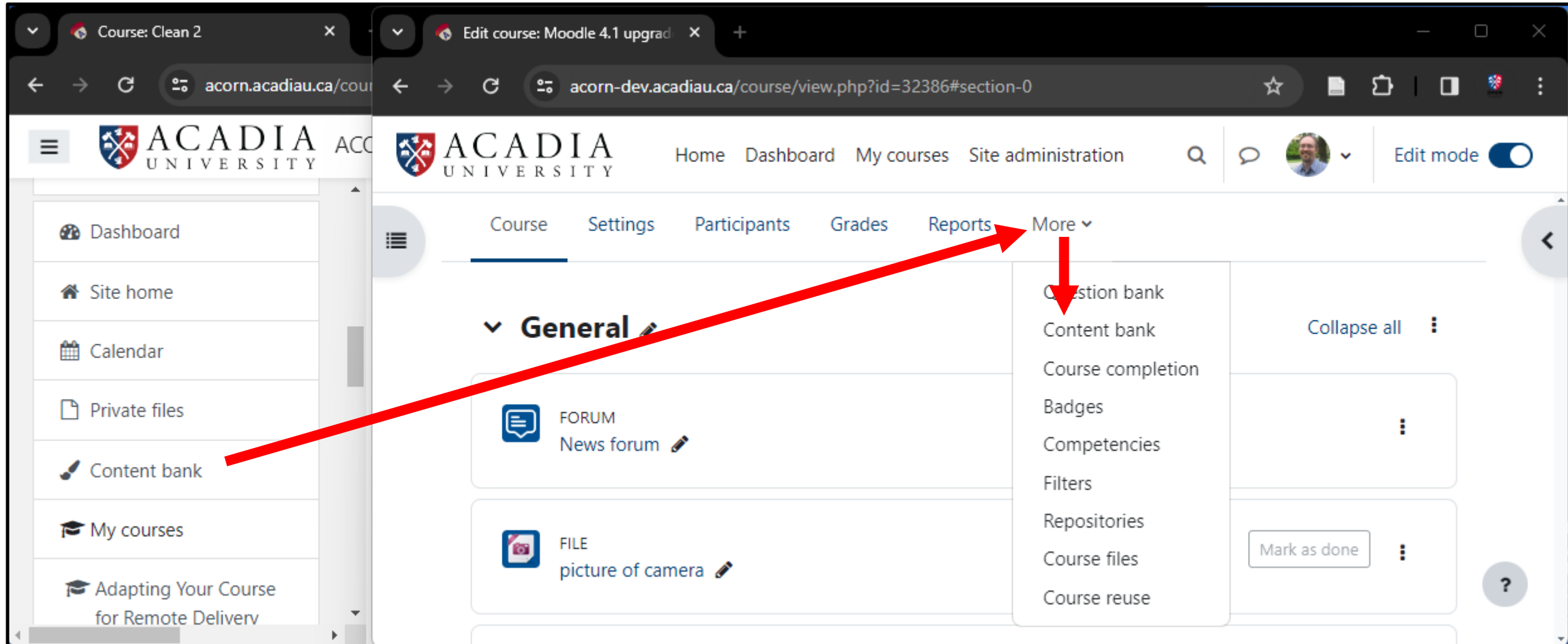
# Dashboard from navigation menu to site menu



# Calendar and Private files from navigation menu to user menu

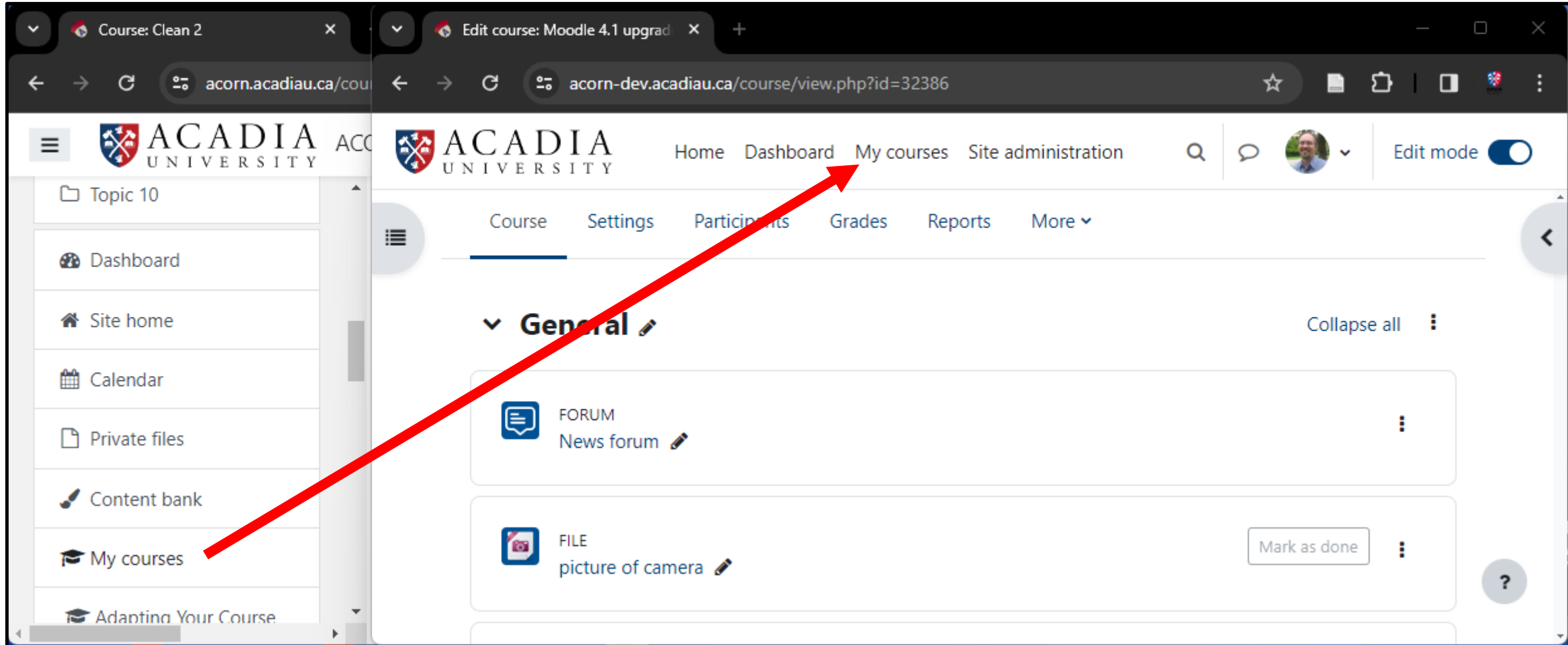


# Content bank from navigation menu to more sub menu





# My courses from navigation menu to site menu



# Edit settings from action menu to course menu

The screenshot shows a web browser window displaying the Moodle course settings page for 'Moodle 4.1 upgrade'. The browser's address bar shows the URL `acorn-dev.acadiau.ca/course/view.php?id=32386`. The page header includes the Acadia University logo and navigation links: Home, Dashboard, My courses, and Site administration. A user profile for Michael Shaw is visible in the top right, along with an 'Edit mode' toggle. The course title 'Moodle 4.1 upgrade' is prominently displayed. Below the title is a course menu with options: Course, Settings, Participants, Grades, Reports, and More. A red arrow points from the 'Edit settings' option in the action menu on the right to the 'Settings' option in the course menu. The action menu is open, showing a list of settings options: Edit settings, Enrolled users, Enrolment methods, Manual enrolments, Groups, Permissions, User bulk enrolment, Reports, Logs, Activity report, Course participation, and Activity completion.

ACADIA UNIVERSITY

Home Dashboard My courses Site administration

Michael Shaw

Edit mode

## Moodle 4.1 upgrade

Course Settings Participants Grades Reports More

General

FORUM News forum

- Edit settings
- Enrolled users
- Enrolment methods
- Manual enrolments
- Groups
- Permissions
- User bulk enrolment
- Reports
- Logs
- Activity report
- Course participation
- Activity completion

# Enrollment, Groups and Permissions from action menu to a dropdown menu on participant's page

The image shows a screenshot of the Moodle 4.1 interface, specifically the 'Participants' page for a course. The browser address bar shows 'acorn-dev.acadiau.ca/user/index.php?id=32386'. The page header includes the Acadia University logo and navigation links: Home, Dashboard, My courses, Site administration. Below the header, there are tabs for Course, Settings, Participants, Grades, Reports, and More. The 'Participants' tab is active, and a dropdown menu is open under it, listing options: Enrolled users, Enrolments, Groups, and Permissions. A red arrow points from the 'Enrolled users' option in the dropdown menu to the 'Enrolled users' option in the action menu on the right. The action menu is open, showing a list of options: Edit settings, Enrolled users, Enrolment methods, Manual enrolments, Groups, Permissions, User bulk enrolment, Reports, Logs, Activity report, Course participation, and Activity completion. A red vertical line is drawn next to the 'Enrolled users' option in the action menu.

Moodle 4.1: Participants | ACOR

acorn-dev.acadiau.ca/user/index.php?id=32386

ACADIA UNIVERSITY

Home Dashboard My courses Site administration

Course Settings Participants Grades Reports More

Enrolled users

Enrol users

**Enrolments**

- Enrolled users
- Enrolment methods

**Groups**

- Groups
- Groupings
- Overview

**Permissions**

- Permissions
- Other users
- Check permissions
- User bulk enrolment

Michael Shaw

- Edit settings
- Enrolled users
- Enrolment methods
- Manual enrolments
- Groups
- Permissions
- User bulk enrolment
- Reports
- Logs
- Activity report
- Course participation
- Activity completion

Logs and Activity reports  
from action menu to a menu on the reports page

The screenshot shows the Moodle 4.1 upgrade interface. The browser address bar displays `acorn-dev.acadiau.ca/report/view.php?courseid=32386`. The top navigation bar includes links for Home, Dashboard, My courses, and Site administration, along with a search icon, a user profile for Michael Shaw, and an Edit mode toggle. The main content area features a breadcrumb trail: Course > Settings > Participants > Grades > Reports. A side menu is open on the right, listing various administrative actions. Two red arrows highlight the navigation path: one points from the 'Reports' item in the side menu to the 'Reports' tab in the breadcrumb trail, and another points from the same side menu item to the 'Reports' section header on the page.

**ACADIA UNIVERSITY**

Home Dashboard My courses Site administration

## Moodle 4.1 upgrade

Course Settings Participants Grades Reports

### Reports

- Competency breakdown
- Logs
- Live logs
- Activity report
- Course participation
- Activity completion
- Statistics

Side menu items:

- Permissions
- User bulk enrolment
- Reports
- Logs
- Activity report
- Course participation
- Activity completion
- Statistics
- Gradebook setup
- Backup
- Restore
- Import
- Copy course
- Question bank
- Questions

# Gradebook setup from action menu to a dropdown menu on the grades page

The screenshot shows the Acadia University LMS interface. The browser address bar displays `acorn-dev.acadiau.ca/grade/report/grader/index.php?id=32386`. The navigation menu includes [Home](#), [Dashboard](#), [My courses](#), and [Site administration](#). The user profile for Michael Shaw is visible, along with an [Edit mode](#) toggle.

The main navigation bar contains [Course](#), [Settings](#), [Participants](#), [Grades](#), [Reports](#), and [More](#). The [Grades](#) tab is active, and a dropdown menu is open under the **Grader report** header. The dropdown menu includes the following options:

- View
- ✓ **Grader report**
- Grade history
- Outcomes report
- Overview report
- Single view
- Gradebook setup

The **Gradebook setup** option is highlighted with a red arrow. Another red arrow points from the **Grader report** dropdown to the [Grades](#) tab in the main navigation bar. A third red arrow points from the **Gradebook setup** option in the dropdown menu to the **Gradebook setup** option in the right-hand sidebar menu.

The right-hand sidebar menu, titled **Michael Shaw**, contains the following options:

- Activity report
- Course participation
- Activity completion
- Statistics
- Gradebook setup
- Backup
- Restore
- Import
- Copy course
- Question bank
- Questions
- Categories
- Course files
- More...

# Backup, Restore and Import from action menu to a dropdown menu on the course reuse page

The screenshot displays the Moodle 4.1 interface for the 'Import' page. The browser address bar shows 'acorn-dev.acadiau.ca/backup/import.php?id=32386'. The top navigation bar includes 'Home', 'Dashboard', 'My courses', and 'Site administration'. The user profile for 'Michael Shaw' is visible on the right. The main navigation menu includes 'Course', 'Settings', 'Participants', 'Grades', 'Reports', and 'More'. The 'More' menu is expanded, showing options like 'Question bank', 'Content bank', 'Course completion', 'Badges', 'Competencies', 'Filters', 'Repositories', 'Course files', and 'Course reuse'. A red arrow points from the 'More' menu to the 'Import' dropdown menu. The 'Import' dropdown menu is open, showing options: 'Import', 'Backup', 'Restore', 'Copy course', and 'Reset'. Another red arrow points from the 'Import' dropdown menu to the 'Import' option in the right-hand sidebar menu. The sidebar menu includes 'Activity report', 'Course participation', 'Activity completion', 'Statistics', 'Gradebook setup', 'Backup', 'Restore', 'Import', 'Copy course', 'Question bank', 'Questions', 'Categories', 'Course files', and 'More...'. The main content area is titled 'Find a course to import data from' and includes a search bar and a list of courses.

# Question bank

from action menu to a dropdown menu on the question bank page

The screenshot displays the Moodle ACORN interface for editing a question. The browser address bar shows the URL: `acorn-dev.acadiau.ca/question/edit.php?courseid=32386`. The top navigation bar includes 'Home', 'Dashboard', 'My courses', and 'Site administration'. Below this, a secondary navigation bar contains 'Course', 'Settings', 'Participants', 'Grades', 'Reports', and 'More'. The 'More' menu is expanded, listing various course management options, with 'Question bank' at the top. A red arrow points from the 'Question bank' item in the 'More' menu to a 'Questions' dropdown menu on the left side of the page. This dropdown menu contains options for 'Questions', 'Categories', 'Import', and 'Export'. The main content area is titled 'Question bank' and includes a 'Default for Moodle 4.1' dropdown, a text description of the default category, and a 'Filter by tags...' input field. On the right side, a user profile for 'Michael Shaw' is visible, with a vertical action menu containing items like 'Activity report', 'Course participation', 'Activity completion', 'Statistics', 'Gradebook setup', 'Backup', 'Restore', 'Import', 'Copy course', 'Question bank', 'Questions', 'Categories', 'Course files', and 'More...'. A red vertical bar highlights the 'Question bank' and 'Questions' items in this menu. A second red arrow points from the 'Question bank' item in this menu back to the 'More' menu.

# Course files from action menu to more sub menu

The image shows a browser window displaying the Moodle course edit interface for 'Moodle 4.1 upgrad'. The URL is <https://acorn-dev.acadiau.ca/course/view.php?id=32386>. The page header includes the Acadia University logo and navigation links: Home, Dashboard, My courses, and Site administration. Below the header, there are tabs for Course, Settings, Participants, Grades, Reports, and More. The 'More' tab is selected, and its dropdown menu is open, showing options like Question bank, Content bank, Course completion, Badges, Competencies, Filters, Repositories, Course files, and Course reuse. A red arrow points from the 'More' tab to the 'Course files' option in the dropdown menu. On the right side, a user profile for Michael Shaw is visible, with a dropdown menu showing various course management actions such as Activity report, Course participation, Activity completion, Statistics, Gradebook setup, Backup, Restore, Import, Copy course, Question bank, Questions, Categories, Course files, and More...

ACADIA UNIVERSITY

Home Dashboard My courses Site administration

Course Settings Participants Grades Reports More

Question bank  
Content bank  
Course completion  
Badges  
Competencies  
Filters  
Repositories  
Course files  
Course reuse

Michael Shaw

- Activity report
- Course participation
- Activity completion
- Statistics
- Gradebook setup
- Backup
- Restore
- Import
- Copy course
- Question bank
- Questions
- Categories
- Course files
- More...

<https://acorn-dev.acadiau.ca/course/view.php?id=32386#>